

DATE: November 1, 2021

SUBJECT: November 2021 RNO Flight Schedule

In November 2021, Reno-Tahoe International Airport (RNO) will offer a total of 1,723 scheduled departures, an increase of 49% versus November 2020, and a decrease of 4.4% when compared to the November 2019 schedule. The monthly scheduled seat capacity is up 51% at 205,449 versus November 2020, and down 3.1% when compared to November 2019 schedule.

On October 24, 2021, aha!, powered by ExpressJet, launched nonstop flights from RNO to Pasco/Tri-Cities, WA, one of the eight cities in the Western United States it plans to serve. The airline has chosen cities that do not currently have nonstop service to RNO, giving travelers access to convenient one-to-two hour nonstop flights. aha! will serve each community three times a week with 50-seat Embraer ERJ145 regional jets. The non-stop cities are Pasco/Tri-Cities, WA, Bakersfield, CA, Medford/Ashland, OR, Eugene/Springfield, OR, Ontario, CA, Redmond/Bend, OR, Eureka/Arcata, CA, and Fresno/Yosemite, CA.

Including aha!, RNO will offer 31 non-stop destinations on 11 airlines.

On September 7, 2021, Southwest Airlines began daily non-stop flights between RNO and San Jose.

On September 9, 2021, American Airlines began daily non-stop flights between RNO and Austin.

On October 28, aha! announced the addition of Spokane, WA, as the ninth city on their route map. Spokane service will begin on December 15.

JSX offers non-stop flights from RNO to Orange County and Burbank using a 30-seat Embraer 135/145 aircraft. JSX operates out of Stellar Aviation, a private Fixed Base Operator, located at 485 South Rock Blvd.



November 2021 RNO Flight Schedule

Destination	Airlines	Total Departures	Details
Arcata/Eureka	aha! - ExpressJet	10	Begins Nov 9. Three weekly Tue, Thu, Sun
Austin	American	24	Five to six weekly flights the first three weeks. Then daily
Bakersfield	aha! - ExpressJet	13	Three weekly Mon, Wed, Fri
Burbank	Southwest	29	Daily
Chicago-Midway	Southwest	1	one flight on November 6. Then suspends for the season
Chicago-O'Hare	American	3	Two flights on Nov 1 and one flight on Nov 2. Then suspends for the season
Dallas-Love	Southwest	4	Daily flights on Nov 23, 24, 28, 29
Dallas/Fort Worth	American	89	Three daily
Denver	Southwest	74	Three daily. Once a day on Tue, Wed
	United	88	Three daily
Eugene	aha! - ExpressJet	13	Begins Nov 1. Three weekly Mon, Wed, Fri
Fresno	aha! - ExpressJet	9	Begins Nov 11. Twice weekly Wed, Fri
Guadalajara	Volaris	17	Four weekly. Mon, Wed, Thu, Fri
Houston-Hobby	Southwest	4	Daily flights on Nov 23, 24, 28, 29
Houston-Intercontinental	United	8	Daily flights on Nov 6, 7, 13, 14, 20, 21, 27, 28
Las Vegas	Allegiant	30	Daily
	Frontier	20	Four to six times a week
	Southwest	175	Five to seven times a day
Long Beach	Southwest	54	Twice daily. Once a day on Sat
Los Angeles	Alaska	48	Twice daily. Once a day starting Nov 19
	American	88	Three daily
	Delta	88	Three daily
	JetBlue	19	Four to five weekly flights
	Southwest	51	Twice daily. Once a day from Nov 1-6 and Sat
	United	58	Twice daily. Once a day on Nov 25, 26
Medford	aha! - ExpressJet	13	Three weekly Tue, Thu, Sun
New York-JFK	JetBlue	10	Daily, Nov 19-29
Oakland	Southwest	30	Daily
Ontario	aha! - ExpressJet	12	Begins Nov 4. Three weekly Tue, Thu, Sun
Orange County	Allegiant	1	Suspends after Nov 1
	Southwest	6	Once daily on Nov 20, 23, 24, 27, 28, 29
Pasco	aha! - ExpressJet	13	Three weekly Tue, Thu, Sun
Phoenix	American	118	Four daily
	Southwest	60	Twice daily
Portland	Alaska	40	Daily. Twice daily on Nov 2, 3, 7, 8, 11, 12, 14, 15, 18
Redmond/Bend	aha! - ExpressJet	11	Begins Nov 5. Three weekly Mon, Wed, Fri
Salt Lake City	Delta	113	Three to four daily
San Diego	Southwest	32	Daily
San Francisco	United	108	Three to four daily
San Jose	Southwest	29	Daily
Seattle	Alaska	110	Two to five times a day
	Multiple airlines in a market		
Source: Dño Mi, 10.21.2021			
JSX	Burbank	Four weekly. Mon, Thu, Fri, Sun	
	Orange County	Four weekly. Mon, Thu, Fri, Sun	

Reference

Reference	
Airline Codes	
EV	aha!
AA	American Airlines
AS	Alaska Airlines
B6	JetBlue Airways
DL	Delta Air Lines
F9	Frontier Airlines
G4	Allegiant Air
MQ	Envoy, Air
OO	SkyWest Airlines
QX	Horizon Air
UA	United Airlines
WN	Southwest Airlines
YV	Mesa Airlines
Y4	Volaris Airlines
Operating Days	
1	Monday
2	Tuesday
3	Wednesday
4	Thursday
5	Friday
6	Saturday
7	Sunday
Equipment Codes	
319	Airbus A319
320	Airbus A320
733, 735, 738, 73G	Boeing 737 (all variants)
757	Boeing 757
CRJ, CR7, CR9	Canadair Regional Jet (all variants)
DH4	DeHavilland Dash 8 Q400
M80, M83	McDonnell Douglas MD-80
ERD, ERJ	Embraer Regional Jet
Airport Codes	
ATL	Atlanta, GA
AUS	Austin, TX
BFL	Bakersfield, CA
CLT	Charlotte, NC
DEN	Denver, CO
DFW	Dallas/Ft. Worth, TX
DAL	Dallas Love Field, TX
EUG	Eugene, OR
ACV	Eureka, CA
FAT	Fresno, CA
GDL	Guadalajara, MX
IAH	Houston, TX
JAC	Jackson Hole, WY
JFK	New York City, NY
LAS	Las Vegas, NV
LGB	Long Beach, CA
LAX	Los Angeles, CA
MDW	Chicago, IL (Midway)
MFR	Medford, OR
MSP	Minneapolis, MN
OAK	Oakland, CA
ONT	Ontario, CA
ORD	Chicago, IL (O'Hare)
PDX	Portland, OR
PHX	Phoenix, AZ
PSC	Pasco, WA
RDM	Redmond, OR
SAN	San Diego, CA
SEA	Seattle, WA
SFO	San Francisco, CA
SLC	Salt Lake City, UT
SJC	San Jose, CA

Peak Day Non-Stop Departures (including less than daily flights)

November 2021

Airport	Code	aha!	Alaska	Allegiant	American	Delta	Frontier	JetBlue	Southwest	United	Volaris	Totals	Percent of Total	Total Seats
Austin, TX	AUS				1		0					1	1%	76
Atlanta, GA	ATL					0						0	0%	0
Bakersfield, CA	BFL	1										1	1%	50
Burbank, CA	BUR								1			1	1%	143
Charlotte, NC	CLT				0							0	0%	0
Denver, CO	DEN						0		3	3		6	9%	892
Dallas/Ft. Worth, TX	DFW				3							3	4%	516
Dallas Love Field, TX	DAL								0			0	0%	0
Eugene, CA	EUG	1										1	1%	50
Eureka, CA	ACV	1										1	1%	50
Fresno, CA	FAT	1										1	1%	50
Guadalajara, MX	GDL										1	1	1%	174
Houston, TX	HOU								0			0	0%	0
Houston, TX	IAH									1		1	1%	76
Jackson Hole, WY	JAC			0								0	0%	0
Medford, OR	MFR	1										1	1%	50
New York City, NY	JFK							1				1	1%	162
Las Vegas, NV	LAS			1			1		6			8	12%	1,296
Long Beach, CA	LGB							0	2			2	3%	286
Los Angeles, CA	LAX		2		3	3		1	2	2		13	19%	1,105
Chicago, IL (Midway)	MDW								0			0	0%	0
Oakland, CA	OAK								1			1	1%	175
Ontario, CA	ONT	1										1	1%	50
Chicago, IL (O'Hare)	ORD				0					0		0	0%	0
Pasco, WA	PSC	1										1	1%	50
Portland, OR	PDX		2									2	3%	152
Phoenix, AZ	PHX				4				2			6	9%	791
Redmond, OR	RDM	1										1	1%	50
San Diego, CA	SAN								1			1	1%	143
Seattle, WA	SEA		5			0			0			5	7%	632
San Francisco, CA	SFO									4		4	6%	276
Salt Lake City, UT	SLC					4						4	6%	460
San Jose, CA	SJC		0						1			1	1%	143
Orange County, CA	SNA			0					0			0	0%	0
Total		8	9	1	11	7	1	2	19	10	1	69	100%	7,898

Peak Day Non-Stop Departures (including less than daily flights)															
Airline/Destination	Code	November 2021	October 2021	November 2020	Change vs Prior Month	Change vs Prior Year	% Change vs Prior Month	% Change vs Prior Year	November 2021	October 2021	November 2020	Change vs Prior Month	Change vs Prior Year	% Change vs Prior Month	% Change vs Prior Year
Flights									Seats						
aha! - (EV)		8	3	0	5	8	166.7%	-	400	150	0	250	400	166.7%	-
Bakersfield, WA	BFL	1	1	0	0	1	0.0%	-	50	50	0	0	50	0.0%	-
Eugene, OR	EUG	1	0	0	1	1	-	-	50	0	0	50	50	-	-
Eureka, CA	ACV	1	0	0	1	1	-	-	50	0	0	50	50	-	-
Fresno, CA	FAT	1	0	0	1	1	-	-	50	0	0	50	50	-	-
Medford, OR	MFR	1	1	0	0	1	0.0%	-	50	50	0	0	50	0.0%	-
Ontario, CA	ONT	1	0	0	1	1	-	-	50	0	0	50	50	-	-
Pasco, WA	PSC	1	1	0	0	1	0.0%	-	50	50	0	0	50	0.0%	-
Redmond, OR	RDM	1	0	0	1	1	-	-	50	0	0	50	50	-	-
Alaska - (AS)		9	9	7	0	2	0.0%	28.6%	936	971	532	-35	404	-3.6%	75.9%
Los Angeles, CA	LAX	2	2	0	0	2	0.0%	-	152	152	0	0	152	0.0%	-
Portland, OR	PDX	2	2	2	0	0	0.0%	0.0%	152	152	152	0	0	0.0%	0.0%
Seattle, WA	SEA	5	5	5	0	0	0.0%	0.0%	632	667	380	-35	252	-5.2%	66.3%
Allegiant - (G4)		1	2	1	0	0	-50.0%	0.0%	156	312	156	-156	0	-50.0%	0.0%
Jackson Hole, WY	JAC	0	0	0	0	0	-	-	0	0	0	0	0	-	-
Las Vegas, NV	LAS	1	1	1	0	0	0.0%	0.0%	156	156	156	0	0	0.0%	0.0%
Orange County, CA	SNA	0	1	0	-1	0	-100.0%	-	0	156	0	-156	0	-100.0%	-
American Airlines (AA)		11	16	5	-4	3	-31.3%	120.0%	1,228	1,889	588	-661	640	-35.0%	108.8%
Austin, TX	AUS	1	1	0	0	1	0.0%	-	76	76	0	0	76	0.0%	-
Charlotte, NC	CLT	0	1	0	-1	0	-100.0%	-	0	128	0	-128	0	-100.0%	-
Dallas/Ft. Worth, TX	DFW	3	4	3	-1	0	-25.0%	0.0%	516	688	384	-172	132	-25.0%	34.4%
Los Angeles, CA	LAX	3	4	0	-1	3	-25.0%	-	195	260	0	-65	195	-25.0%	-
Chicago, IL (O'Hare)	ORD	0	2	0	-2	0	-100.0%	-	0	344	0	-344	0	-100.0%	-
Phoenix	PHX	4	4	2	0	2	0.0%	100.0%	441	393	204	48	237	12.2%	116.2%
Delta Airlines (DL)		7	8	9	-1	-2	-12.5%	-22.2%	670	746	957	-76	-287	-10.2%	-30.0%
Atlanta, GA	ATL	0	0	1	0	-1	-	-100.0%	0	0	199	0	-199	-	-100.0%
Los Angeles, CA	LAX	3	3	3	0	0	0.0%	0.0%	210	210	210	0	0	0.0%	0.0%
Salt Lake City, UT	SLC	4	5	5	-1	-1	-20.0%	-20.0%	460	536	548	-76	-88	-14.2%	-16.1%
Seattle, WA	SEA	0	0	0	0	0	-	-	0	0	0	0	0	-	-
Frontier Airlines (F9)		1	1	2	0	-1	0.0%	-50.0%	186	186	372	0	-186	0.0%	-50.0%
Denver, CO	DEN	0	0	1	0	-1	-	-100.0%	0	0	186	0	-186	-	-100.0%
Las Vegas, NV	LAS	1	1	1	0	0	0.0%	0.0%	186	186	186	0	0	0.0%	0.0%
JetBlue Airways (B6)		2	2	1	0	1	0.0%	100.0%	324	324	150	0	174	0.0%	116.0%
Long Beach, CA	LGB	0	0	0	0	0	-	-	0	0	0	0	0	-	-
Los Angeles, CA	LAX	1	1	1	0	0	0.0%	0.0%	162	162	150	0	12	0.0%	8.0%
New York City, NY	JFK	1	1	0	0	1	0.0%	-	162	162	0	0	162	0.0%	-
Southwest Airlines (WN)		19	20	10	-1	8	-5.0%	90.0%	2,941	3,052	1,494	-111	1,447	-3.6%	96.9%
Burbank, CA	BUR	1	1	0	0	1	0.0%	-	143	143	0	0	143	0.0%	-
Dallas Love Field, TX	DAL	0	0	0	0	0	-	-	0	0	0	0	0	-	-
Denver, CO	DEN	3	3	3	0	0	0.0%	0.0%	461	493	429	-32	32	-6.5%	7.5%
Houston, TX	HOU	0	0	0	0	0	-	-	0	0	0	0	0	-	-
Las Vegas, NV	LAS	6	7	4	-1	2	-14.3%	50.0%	954	890	604	64	350	7.2%	57.9%
Long Beach, CA	LGB	2	1	0	1	2	100.0%	-	286	286	0	0	286	0.0%	-
Los Angeles, CA	LAX	2	1	1	1	1	100.0%	100.0%	286	175	143	111	143	63.4%	100.0%
Chicago, IL (Midway)	MDW	0	1	0	-1	0	-100.0%	-	0	143	0	-143	0	-100.0%	-
Oakland, CA	OAK	1	1	1	0	0	0.0%	0.0%	175	175	175	0	0	0.0%	0.0%
Orange County, CA	SNA	0	0	0	0	0	-	-	0	0	0	0	0	-	-
Phoenix, AZ	PHX	2	2	1	0	1	0.0%	100.0%	350	318	143	32	207	10.1%	144.8%
San Diego, CA	SAN	1	2	0	-1	1	-50.0%	-	143	286	0	-143	143	-50.0%	-
San Jose, CA	SJC	1	1	0	0	1	0.0%	-	143	143	0	0	143	0.0%	-
Seattle, WA	SEA	0	0	0	0	0	-	-	0	0	0	0	0	-	-
United Airlines (UA)		10	11	8	-1	2	-9.1%	25.0%	883	1,049	692	-166	191	-15.8%	27.6%
Denver, CO	DEN	3	3	3	0	0	0.0%	0.0%	431	479	362	-48	69	-10.0%	19.1%

Peak Day Non-Stop Departures (including less than daily flights)

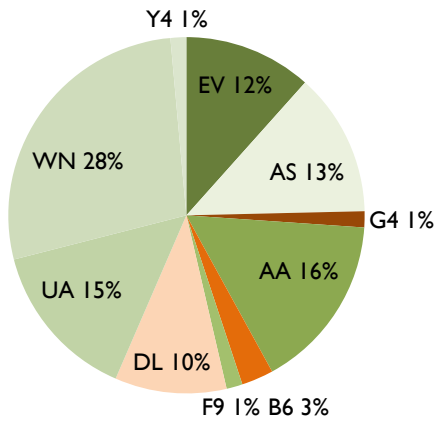
Airline/Destination	Code	November 2021	October 2021	November 2020	Change vs Prior Month	Change vs Prior Year	% Change vs Prior Month	% Change vs Prior Year	November 2021	October 2021	November 2020	Change vs Prior Month	Change vs Prior Year	% Change vs Prior Month	% Change vs Prior Year
Houston, TX	IAH	1	1	0	0	1	0.0%	-	76	76	0	0	76	0.0%	-
Los Angeles, CA	LAX	2	2	2	0	0	0.0%	0.0%	100	146	120	-46	-20	-31.5%	-16.7%
Chicago, IL (O'Hare)	ORD	0	1	0	-1	0	-100.0%	-	0	76	0	-76	0	-100.0%	-
San Francisco, CA	SFO	4	4	3	0	1	0.0%	33.3%	276	272	210	4	66	1.5%	31.4%
Volaris Airlines (Y4)		1	1	1	0	0	0.0%	0.0%	174	174	179	0	-5	0.0%	-2.8%
Guadalajara, MX	GDL	1	1	1	0	0	0.0%	0.0%	174	174	179	0	-5	0.0%	-2.8%
AIRPORT TOTALS		69	73	44	-4	25	-5.5%	56.8%	7,898	8,853	5,120	-955	2,778	-10.8%	54.3%

Peak Day Non-Stop Departures (including less than daily flights)

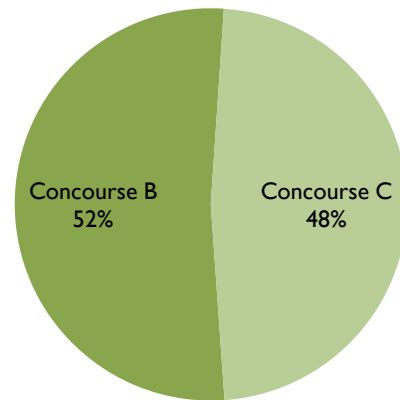
Airline/Destination	Code	November 2021	October 2021	November 2020	Change vs Prior Month	Change vs Prior Year	% Change vs Prior Month	% Change vs Prior Year	November 2021	October 2021	November 2020	Change vs Prior Month	Change vs Prior Year	% Change vs Prior Month	% Change vs Prior Year
AIRLINES TOTALS		Flights							Seats						
aha!	EV	8	3	0	5	8	166.7%	-	400	150	0	250	400	166.7%	-
Alaska Airlines	AS	9	9	7	0	2	0.0%	28.6%	936	971	532	-35	404	-3.6%	75.9%
Allegiant Air	G4	1	2	1	-1	0	-50.0%	0.0%	156	312	156	-156	0	-50.0%	0.0%
American Airlines	AA	11	16	5	-5	6	-31.3%	120.0%	1,228	1,889	588	-661	640	-35.0%	108.8%
Delta Air Lines	DL	7	8	9	-1	-2	-12.5%	-22.2%	670	746	957	-76	-287	-10.2%	-30.0%
Frontier Airlines	F9	1	1	2	0	-1	0.0%	-50.0%	186	186	372	0	-186	0.0%	-50.0%
JetBlue Airways	B6	2	2	1	0	1	0.0%	100.0%	324	324	150	0	174	0.0%	116.0%
Southwest Airlines	WN	19	20	10	-1	9	-5.0%	90.0%	2,941	3,052	1,494	-111	1,447	-3.6%	96.9%
United Airlines	UA	10	11	8	-1	2	-9.1%	25.0%	883	1,049	692	-166	191	-15.8%	27.6%
Volaris Airlines	Y4	1	1	1	0	0	0.0%	0.0%	174	174	179	0	-5	0.0%	-2.8%
Grand Total - All Airlines		69	73	44	-4	25	-5.5%	56.8%	7,898	8,853	5,120	-955	2,778	-10.8%	54.3%
TOTALS BY CITY		Flights							Seats						
Austin, TX	AUS	1	1	0	0	1	0.0%	-	76	76	0	0	76	0.0%	-
Atlanta, GA	ATL	0	0	1	0	-1	-	-100.0%	0	0	199	0	-199	-	-100.0%
Bakersfield, WA	BFL	1	1	0	0	1	0.0%	-	50	50	0	0	50	0.0%	-
Burbank, CA	BUR	1	1	0	0	1	0.0%	-	143	143	0	0	143	0.0%	-
Charlotte, NC	CLT	0	1	0	-1	0	-100.0%	-	0	128	0	-128	0	-100.0%	-
Denver, CO	DEN	6	6	7	0	-1	0.0%	-14.3%	892	972	977	-80	-85	-8.2%	-8.7%
Dallas/Ft. Worth, TX	DFW	3	4	3	-1	0	-25.0%	0.0%	516	688	384	-172	132	-25.0%	34.4%
Dallas Love Field	DAL	0	0	0	0	0	-	-	0	0	0	0	0	-	-
Eugene, OR	EUG	1	0	0	1	1	-	-	50	0	0	50	50	-	-
Eureka, CA	ACV	1	0	0	1	1	-	-	50	0	0	50	50	-	-
Fresno, CA	FAT	1	0	0	1	1	-	-	50	0	0	50	50	-	-
Guadalajara, MX	GDL	1	1	1	0	0	0.0%	0.0%	174	174	179	0	-5	0.0%	-2.8%
Houston, TX	HOU	0	0	0	0	0	-	-	0	0	0	0	0	-	-
Houston, TX	IAH	1	1	0	0	1	0.0%	-	76	76	0	0	76	0.0%	-
Las Vegas, NV	LAS	8	9	6	-1	2	-11.1%	33.3%	1,296	1,232	946	64	350	5.2%	37.0%
Jackson Hole, WY	JAC	0	0	0	0	0	-	-	0	0	0	0	0	-	-
Long Beach, CA	LGB	2	1	0	1	2	100.0%	-	286	286	0	0	286	0.0%	-
Los Angeles, CA	LAX	13	13	7	0	6	0.0%	85.7%	1,105	1,105	623	0	482	0.0%	77.4%
Chicago, IL (Midway)	MDW	0	1	0	-1	0	-100.0%	-	0	143	0	-143	0	-100.0%	-
Oakland, CA	OAK	1	1	1	0	0	0.0%	0.0%	175	175	175	0	0	0.0%	0.0%
Ontario, CA	ONT	1	0	0	1	1	-	-	50	0	0	50	50	-	-
Orange County, CA	SNA	0	1	0	-1	0	-100.0%	-	0	156	0	-156	0	-100.0%	-
Chicago, IL (O'Hare)	ORD	0	3	0	-3	0	-100.0%	-	0	420	0	-420	0	-100.0%	-
Medford, OR	MFR	1	1	0	0	1	0.0%	-	50	50	0	0	50	0.0%	-
Minneapolis, MN	MSP	0	0	0	0	0	-	-	0	0	0	0	0	-	-
New York City	JFK	1	1	0	0	1	0.0%	-	162	162	0	0	162	0.0%	-
Palm Springs, CA	PSP	0	0	0	0	0	-	-	0	0	0	0	0	-	-
Pasco, WA	PSC	1	1	0	0	1	0.0%	-	50	50	0	0	50	0.0%	-
Portland, OR	PDX	2	2	2	0	0	0.0%	0.0%	152	152	152	0	0	0.0%	0.0%
Phoenix, AZ	PHX	6	6	3	0	3	0.0%	100.0%	791	711	347	80	444	11.3%	128.0%
Redmond, OR	RDM	1	0	0	1	1	-	-	50	0	0	50	50	-	-
San Diego, CA	SAN	1	2	0	-1	1	-50.0%	-	143	286	0	-143	143	-50.0%	-
Seattle, WA	SEA	5	5	5	0	0	0.0%	0.0%	632	667	380	-35	252	-5.2%	66.3%
San Francisco, CA	SFO	4	4	3	0	1	0.0%	33.3%	276	272	210	4	66	1.5%	31.4%
Salt Lake City, UT	SLC	4	5	5	-1	-1	-20.0%	-20.0%	460	536	548	-76	-88	-14.2%	-16.1%
San Jose, CA	SJC	1	1	0	0	1	0.0%	-	143	143	0	0	143	0.0%	-
Grand Total - All Cities		69	73	44	-4	25	-5.5%	56.8%	7,898	8,853	5,120	-955	2,778	-10.8%	54.3%

Peak Day Non-Stop Departures (including less than daily flights) by Concourse							
November 2021							
Airline	Code	Daily Flights	Concourse	Airport	Daily Seats	Concourse	Airport
aha!	EV	8	22.2%	11.6%	400	9.2%	5.1%
Delta	DL	7	19.4%	10.1%	670	15.5%	8.5%
JetBlue	B6	2	5.6%	2.9%	324	7.5%	4.1%
Southwest	WN	19	52.8%	27.5%	2,941	67.8%	37.2%
B-Concourse		36	100.0%	52.2%	4,335	100.0%	54.9%
Alaska	AS	9	27.3%	13.0%	936	26.3%	11.9%
Allegiant	G4	1	3.0%	1.4%	156	4.4%	2.0%
American	AA	11	33.3%	15.9%	1,228	34.5%	15.5%
Frontier	F9	1	3.0%	1.4%	186	5.2%	2.4%
United	UA	10	30.3%	14.5%	883	24.8%	11.2%
Volaris	Y4	1	3.0%	1.4%	174	4.9%	2.2%
C-Concourse		33	100.0%	47.8%	3,563	100.0%	45.1%
Grand Total		69		100.0%	7,898		100.0%

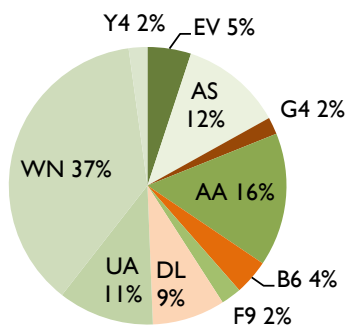
Percent of Scheduled Flights by Airlines



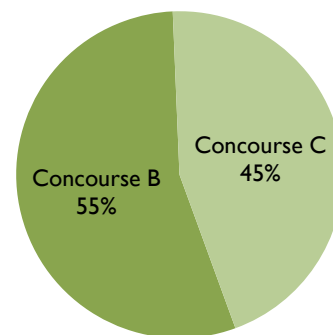
Percent of Scheduled Flights by Concourse



Percent of Scheduled Seats by Airline



Percent of Scheduled Seats by Concourse



Non-Stop Arrivals

November 2021

Marketing Airline	Operating Airline	Origin	Destination	Flight	Aircraft	Seats	Departure Time	Arrival Time	Days of Operation
G4	G4	LAS	RNO	98	319	156	0610	07305..
G4	G4	LAS	RNO	98	319	156	0615	0735	1.....
AS	QX	SEA	RNO	2395	E75	76	0700	08407
WN	WN	SJC	RNO	1637	73W	143	0745	0845	1..45..
WN	WN	SJC	RNO	4830	73W	143	0750	08507
AS	QX	SEA	RNO	2395	DH4	76	0700	0856	123456.
WN	WN	LAS	RNO	2176	73H	175	0740	0905	1..45..
UA	OO	SFO	RNO	5394	CRJ	50	0818	0924	1234567
AA	YV	PHX	RNO	5762	CR9	76	0825	0926	1234567
WN	WN	LAS	RNO	5163	73W	143	0805	09307
WN	WN	SAN	RNO	1132	73H	175	0815	09557
UA	OO	LAX	RNO	5696	CRJ	50	0819	0957	1234567
WN	WN	SJC	RNO	3697	73W	143	0900	1000	.23....
AS	QX	PDX	RNO	2526	DH4	76	0840	1008	1..45.7
WN	WN	DEN	RNO	4437	7M8	175	0855	10207
WN	WN	PHX	RNO	4035	73W	143	0925	1020	1..45..
G4	G4	LAS	RNO	96	319	156	0905	1025	..3....
WN	WN	LAS	RNO	1232	73W	143	0925	1050	.23....
DL	OO	LAX	RNO	3501	E7W	70	0930	1100	1234567
WN	WN	LAX	RNO	4748	73W	143	0935	1100	1..45..
WN	WN	SAN	RNO	160	73W	143	0925	11006.
AA	OO	LAX	RNO	3178	CR7	65	0937	1109	1234567
WN	WN	DEN	RNO	4739	73H	175	0945	1110	1..45..
WN	WN	LAS	RNO	3559	73H	175	0955	11206.
WN	WN	PHX	RNO	1120	73H	175	1020	11207
AA	AA	DFW	RNO	2722	738	172	0937	1125	1234567
AS	AS	SEA	RNO	558	73G	124	1005	1144	1..45.7
AA	OO	PHX	RNO	3233	CR7	65	1056	1152	1234567
WN	WN	LGB	RNO	1879	73W	143	1030	1155	1..45..
DL	DL	SLC	RNO	2666	738	160	1133	1202	1234567
WN	WN	LAS	RNO	2683	73W	143	1040	1205	.23....
F9	F9	LAS	RNO	2175	320	186	1052	1223	...4...
F9	F9	LAS	RNO	2175	320	186	1053	12246.
UA	YV	IAH	RNO	6240	E7W	70	1015	12297
UA	YV	IAH	RNO	6240	E7W	76	1015	12296.
EV	EV	ACV	RNO	7001	ERJ	50	1125	1235	.2.4..7
UA	UA	DEN	RNO	2141	319	126	1115	1238	1234567
WN	WN	LAS	RNO	2920	73H	175	1135	12556.
AS	AS	SEA	RNO	475	739	178	1125	1305	.23..67
AS	AS	SEA	RNO	475	73J	178	1125	1305	1..45..
EV	EV	MFR	RNO	7061	ERJ	50	1155	1305	.2.4..7
WN	WN	LAS	RNO	3953	73H	175	1150	13107
Y4	Y4	GDL	RNO	998	320	174	1108	1313	1.345..
EV	EV	RDM	RNO	7065	ERJ	50	1155	1316	1.3.5..
WN	WN	LAS	RNO	2082	73W	143	1200	1325	.23....
WN	WN	LGB	RNO	5721	7M8	175	1200	1325	.23....
WN	WN	LAS	RNO	2383	73H	175	1210	1335	1..45..
WN	WN	PHX	RNO	5471	7M8	175	1245	13356.
WN	WN	LAX	RNO	209	73H	175	1210	1340	.23....

Non-Stop Arrivals

November 2021

Marketing Airline	Operating Airline	Origin	Destination	Flight	Aircraft	Seats	Departure Time	Arrival Time	Days of Operation
EV	EV	EUG	RNO	7063	ERJ	50	1235	1400	1.3.5..
AA	AA	DFW	RNO	2448	738	172	1217	1402	1234567
UA	OO	SFO	RNO	5469	CRJ	50	1305	1414	1234567
G4	G4	LAS	RNO	98	319	156	1305	1425	...4...
WN	WN	LAX	RNO	1912	73W	143	1300	14257
G4	G4	LAS	RNO	98	319	156	1310	14307
WN	WN	LGB	RNO	1269	73W	143	1305	14307
WN	WN	SAN	RNO	569	7M8	175	1300	1440	.23....
WN	WN	DEN	RNO	4262	73W	143	1330	14506.
WN	WN	BUR	RNO	6002	73W	143	1335	14557
WN	WN	LAS	RNO	746	73H	175	1330	1455	.23....
UA	OO	LAX	RNO	5708	CRJ	50	1325	1459	1234567
DL	OO	LAX	RNO	3755	E7W	70	1335	1501	1234567
F9	F9	LAS	RNO	2175	320	186	1341	1516	1.....
WN	WN	LAS	RNO	3012	73H	175	1410	1535	1..45..
WN	WN	LAS	RNO	1523	73W	143	1440	16056.
G4	G4	LAS	RNO	96	319	156	1449	1609	.2.....
AS	OO	LAX	RNO	3340	E75	76	1445	1610	1234567
WN	WN	BUR	RNO	6018	73H	175	1450	1610	.23....
WN	WN	LAS	RNO	2870	73W	143	1515	16407
DL	OO	SLC	RNO	3653	E7W	70	1609	1644	1234567
WN	WN	BUR	RNO	1990	73W	143	1525	1645	1..45..
F9	F9	LAS	RNO	2175	320	186	1530	17015..
B6	B6	LAX	RNO	942	320	162	1545	1709	1..45.7
EV	EV	FAT	RNO	7026	ERJ	50	1615	1718	..3.5..
WN	WN	LAS	RNO	3144	73W	143	1555	1720	1..45..
UA	UA	DEN	RNO	1981	738	166	1600	1722	12345..
UA	UA	DEN	RNO	1981	739	179	1600	17227
EV	EV	ONT	RNO	7008	ERJ	50	1600	1728	.2.4..7
UA	OO	DEN	RNO	5752	CRJ	50	1600	17386.
WN	WN	LGB	RNO	3598	73W	143	1620	1745	1..45..
AS	QX	SEA	RNO	2351	DH4	76	1553	1747	123.5.7
EV	EV	PSC	RNO	7083	ERJ	50	1625	1800	.2.4..7
WN	WN	LAS	RNO	4276	73W	143	1640	1805	.23....
AA	OO	LAX	RNO	3280	CR7	65	1636	1806	1234567
G4	G4	LAS	RNO	96	319	156	1652	18126.
EV	EV	BFL	RNO	7012	ERJ	50	1700	1815	1.3.5..
WN	WN	LGB	RNO	3536	73W	143	1650	18156.
DL	OO	SLC	RNO	3505	E7W	70	1745	1822	12345.7
WN	WN	DEN	RNO	458	73W	143	1715	18357
WN	WN	DEN	RNO	2660	73W	143	1715	1835	1..45..
AA	AA	PHX	RNO	822	320	150	1751	1848	1234567
WN	WN	LGB	RNO	4106	73H	175	1735	1900	.23....
WN	WN	LAS	RNO	4342	73W	143	1745	19106.
WN	WN	LAX	RNO	4125	73W	143	1755	19206.
AS	OO	PDX	RNO	3360	E75	76	1800	1922	1..45.7
AS	QX	PDX	RNO	2598	E75	76	1800	1922	.23..6.
UA	OO	SFO	RNO	5470	CRJ	50	1835	1939	1..45.7
WN	WN	OAK	RNO	3542	73W	143	1900	20007

Non-Stop Arrivals

November 2021

Marketing Airline	Operating Airline	Origin	Destination	Flight	Aircraft	Seats	Departure Time	Arrival Time	Days of Operation
WN	WN	OAK	RNO	3996	73H	175	1900	2000	1..45..
WN	WN	OAK	RNO	4352	73H	175	1900	20006.
WN	WN	LAX	RNO	4646	73H	175	1845	2010	1..45..
WN	WN	LAS	RNO	164	73W	143	1900	20257
UA	UA	DEN	RNO	2300	319	126	1900	2026	1234567
WN	WN	PHX	RNO	6215	73W	143	1950	20406.
WN	WN	LAS	RNO	5084	73W	143	1925	2050	.23....
AA	AA	DFW	RNO	1273	738	172	1905	2053	1234567
WN	WN	LAS	RNO	3917	73H	175	1940	21006.
WN	WN	LAX	RNO	3916	73W	143	1940	2105	.23....
WN	WN	LAS	RNO	4910	73W	143	1955	2115	1..45..
WN	WN	PHX	RNO	6274	73H	175	2035	2130	.23....
WN	WN	LGB	RNO	2811	73W	143	2010	21357
WN	WN	SAN	RNO	2904	73H	175	2010	21457
AS	AS	SEA	RNO	486	739	178	2010	2149	1...5..
AS	AS	SEA	RNO	486	73J	178	2010	2149	.234.67
WN	WN	LAS	RNO	5854	73W	143	2040	2200	.23....
AA	MQ	AUS	RNO	4227	E75	76	2015	2202	..34567
DL	OO	LAX	RNO	3860	E7W	70	2040	2208	1234567
WN	WN	DEN	RNO	5921	73H	175	2055	22156.
WN	WN	SAN	RNO	3090	73W	143	2045	2220	1..45..
AA	AA	PHX	RNO	1765	320	150	2130	2227	1234567
WN	WN	LAS	RNO	4133	73H	175	2110	22307
WN	WN	PHX	RNO	4564	73W	143	2155	22457
WN	WN	LAX	RNO	6311	73H	175	2130	22557
WN	WN	LAS	RNO	2607	73W	143	2140	2300	1..45..
WN	WN	DEN	RNO	1545	73H	175	2155	2315	.23....
WN	WN	DEN	RNO	298	73W	143	2205	23257
WN	WN	DEN	RNO	2650	73H	175	2210	2335	1..45..
AA	OO	LAX	RNO	3256	CR7	65	2215	2344	12345.7
UA	UA	SFO	RNO	532	319	126	2240	2349	1234567
DL	DL	SLC	RNO	2652	738	160	2314	2351	1234567
AS	OO	LAX	RNO	3422	E75	76	2230	2357	1234567

Non-Stop Departures

November 2021

Marketing Airline	Operating Airline	Origin	Destination	Flight	Aircraft	Seats	Departure Time	Arrival Time	Days of Operation
UA	UA	RNO	DEN	2415	739	179	0520	0836	1.....
WN	WN	RNO	PHX	2112	73H	175	0525	0815	1..45..
UA	UA	RNO	DEN	2415	738	166	0530	0846	.23456.
UA	OO	RNO	DEN	5737	CRJ	50	0530	09027
WN	WN	RNO	PHX	1864	73H	175	0540	0830	.23....
AA	AA	RNO	DFW	1361	738	172	0600	1122	1234567
AA	AA	RNO	PHX	1741	320	150	0600	0905	1234567
DL	DL	RNO	SLC	2762	738	160	0600	0835	1234567
WN	WN	RNO	DEN	1749	73H	175	0600	09206.
WN	WN	RNO	LAS	140	73W	143	0600	07307
AA	MQ	RNO	AUS	4270	E75	76	0610	1132	1..4567
WN	WN	RNO	LAS	2087	73W	143	0615	0740	1..45..
WN	WN	RNO	OAK	152	73H	175	0620	07307
WN	WN	RNO	PHX	1908	73W	143	0620	09156.
UA	UA	RNO	SFO	547	319	126	0630	0745	1234567
WN	WN	RNO	DEN	1889	73H	175	0635	0955	1..45..
WN	WN	RNO	PHX	3584	73H	175	0635	09257
WN	WN	RNO	OAK	3882	73H	175	0640	07506.
AS	AS	RNO	SEA	511	739	178	0645	0845	.2...6.
AS	AS	RNO	SEA	511	73J	178	0645	0845	1.345.7
WN	WN	RNO	DEN	5042	73H	175	0645	10057
WN	WN	RNO	LAS	1757	73H	175	0645	0810	.23....
WN	WN	RNO	OAK	2111	73H	175	0650	0800	1..45..
WN	WN	RNO	OAK	1178	73W	143	0700	0810	.23....
AA	OO	RNO	LAX	3114	CR7	65	0705	0852	1234567
WN	WN	RNO	SAN	1911	73H	175	0715	08556.
DL	OO	RNO	LAX	4172	E7W	70	0739	0908	1234567
WN	WN	RNO	LAX	2692	73H	175	0755	0930	.23....
WN	WN	RNO	LGB	2109	73W	143	0755	0925	1..45.7
WN	WN	RNO	LAX	144	73W	143	0805	09357
WN	WN	RNO	LAS	4880	73W	143	0810	0930	1..45..
WN	WN	RNO	LGB	5964	73W	143	0810	0940	.23....
G4	G4	RNO	LAS	97	319	156	0815	09255..
G4	G4	RNO	LAS	97	319	156	0820	0930	1.....
WN	WN	RNO	LAS	3867	73W	143	0830	09556.
AS	OO	RNO	LAX	3406	E75	76	0845	1020	1234567
UA	UA	RNO	DEN	2124	319	126	0900	1212	1234567
WN	WN	RNO	DEN	1637	73W	143	0920	1230	1..45..
WN	WN	RNO	LAS	4830	73W	143	0920	10407
EV	EV	RNO	ACV	7000	ERJ	50	0930	1040	.2.4..7
AS	QX	RNO	SEA	2442	E75	76	0936	11497
AS	QX	RNO	SEA	2442	DH4	76	0936	1202	123456.
EV	EV	RNO	RDM	7064	ERJ	50	0950	1111	1.3.5..
UA	OO	RNO	SFO	5899	CRJ	50	0954	1118	1234567
WN	WN	RNO	LAS	2200	73H	175	0955	1115	1..45..
AA	YV	RNO	PHX	5733	CR9	76	0956	1243	1234567
EV	EV	RNO	MFR	7060	ERJ	50	1000	1110	.2.4..7
WN	WN	RNO	BUR	137	73W	143	1005	11257

Non-Stop Departures

November 2021

Marketing Airline	Operating Airline	Origin	Destination	Flight	Aircraft	Seats	Departure Time	Arrival Time	Days of Operation
WN	WN	RNO	BUR	480	73W	143	1010	1130	.23....
WN	WN	RNO	LAS	5059	73W	143	1015	11356.
EV	EV	RNO	EUG	7062	ERJ	50	1025	1150	1.3.5..
UA	OO	RNO	LAX	5548	CRJ	50	1027	1202	1234567
WN	WN	RNO	LAS	1133	73H	175	1045	12057
WN	WN	RNO	LAS	3697	73W	143	1045	1205	.23....
AS	QX	RNO	PDX	2562	DH4	76	1050	1235	1.45.7
WN	WN	RNO	LAX	3091	73W	143	1100	1230	1..45..
G4	G4	RNO	LAS	97	319	156	1110	1220	..3....
WN	WN	RNO	DEN	2550	7M8	175	1110	14157
WN	WN	RNO	DEN	1232	73W	143	1125	1435	.23....
WN	WN	RNO	BUR	5449	73W	143	1135	1255	1..45..
WN	WN	RNO	LGB	182	73W	143	1135	13006.
AA	OO	RNO	LAX	3178	CR7	65	1146	1319	1234567
DL	OO	RNO	LAX	3501	E7W	70	1151	1320	1234567
WN	WN	RNO	LAS	4739	73H	175	1205	1325	1..45..
WN	WN	RNO	PHX	3561	73H	175	1210	14556.
AA	AA	RNO	DFW	2722	738	172	1215	1727	1234567
WN	WN	RNO	LAS	5330	73H	175	1215	13357
WN	WN	RNO	DEN	1880	73W	143	1230	1540	1..45..
AA	OO	RNO	PHX	3233	CR7	65	1233	1521	1234567
AS	AS	RNO	SEA	582	73G	124	1235	1437	1..45.7
WN	WN	RNO	SAN	5995	73W	143	1240	1410	.23....
UA	YV	RNO	IAH	6202	E7W	70	1305	18437
UA	YV	RNO	IAH	6202	E7W	76	1305	18436.
F9	F9	RNO	LAS	2174	320	186	1308	1431	...4...
F9	F9	RNO	LAS	2174	320	186	1309	14326.
UA	UA	RNO	DEN	2470	319	126	1325	1637	1234567
DL	DL	RNO	SLC	2666	738	160	1330	1552	1234567
EV	EV	RNO	ONT	7007	ERJ	50	1335	1503	.2.4..7
WN	WN	RNO	DEN	2920	73H	175	1355	17056.
AS	AS	RNO	SEA	474	739	178	1400	1600	.23..67
AS	AS	RNO	SEA	474	73J	178	1400	1600	1..45..
WN	WN	RNO	PHX	31	73H	175	1400	16457
EV	EV	RNO	PSC	7082	ERJ	50	1405	1540	.2.4..7
WN	WN	RNO	LGB	5722	7M8	175	1410	1535	.23....
WN	WN	RNO	LAS	2108	73H	175	1425	1540	12345..
EV	EV	RNO	FAT	7025	ERJ	50	1430	1533	..3.5..
WN	WN	RNO	LAS	5467	7M8	175	1435	15506.
AA	AA	RNO	DFW	2448	738	172	1452	2005	1234567
Y4	Y4	RNO	GDL	999	320	174	1453	2033	1.345..
EV	EV	RNO	BFL	7011	ERJ	50	1500	1615	1.3.5..
UA	OO	RNO	SFO	5814	CRJ	50	1500	1622	1234567
WN	WN	RNO	LGB	1636	73W	143	1500	16257
WN	WN	RNO	DEN	1269	73W	143	1505	18107
G4	G4	RNO	LAS	186	319	156	1510	1620	...4...
G4	G4	RNO	LAS	133	319	156	1520	16307
WN	WN	RNO	LAX	4262	73W	143	1525	16556.

Non-Stop Departures

November 2021

Marketing Airline	Operating Airline	Origin	Destination	Flight	Aircraft	Seats	Departure Time	Arrival Time	Days of Operation
WN	WN	RNO	LAX	4970	7M8	175	1525	1655	.23....
WN	WN	RNO	LAX	6004	73W	143	1530	17007
UA	OO	RNO	LAX	5844	CRJ	50	1535	1716	1234567
WN	WN	RNO	PHX	4706	73H	175	1540	1825	.23....
WN	WN	RNO	LAS	4242	73W	143	1550	1705	.23....
F9	F9	RNO	LAS	2174	320	186	1601	1723	1.....
DL	OO	RNO	LAX	3755	E7W	70	1618	1748	1234567
WN	WN	RNO	PHX	4051	73H	175	1625	1910	1..45..
WN	WN	RNO	LAS	6139	73W	143	1640	17556.
AS	OO	RNO	LAX	3316	E75	76	1650	1825	1234567
G4	G4	RNO	LAS	97	319	156	1654	1804	.2.....
WN	WN	RNO	LAS	3023	73H	175	1710	1825	.23....
WN	WN	RNO	LAS	958	73W	143	1715	18357
DL	OO	RNO	SLC	3653	E7W	70	1729	1959	1234567
WN	WN	RNO	LAX	1983	73W	143	1730	1900	1..45..
F9	F9	RNO	LAS	2176	320	186	1746	19095..
B6	B6	RNO	LAX	943	320	162	1755	1914	1..45.7
WN	WN	RNO	LAS	2201	73W	143	1755	1910	1..45..
WN	WN	RNO	LGB	3602	73W	143	1820	1945	1..45..
AS	QX	RNO	SEA	2218	DH4	76	1827	2050	123.5.7
AA	OO	RNO	LAX	3280	CR7	65	1838	2021	12345.7
WN	WN	RNO	SJC	4276	73W	143	1840	1945	.23....
WN	WN	RNO	LAS	4120	73W	143	1855	20156.
G4	G4	RNO	LAS	97	319	156	1857	20076.
WN	WN	RNO	SJC	458	73W	143	1905	20107
WN	WN	RNO	SJC	2660	73W	143	1905	2010	1..45..
DL	OO	RNO	SLC	3505	E7W	70	1910	2135	12345.7
AA	AA	RNO	PHX	1222	320	150	1933	2220	1234567
AS	OO	RNO	PDX	3362	E75	76	2005	2142	1..45.7
AS	QX	RNO	PDX	2599	E75	76	2005	2142	.23..6.
UA	OO	RNO	SFO	5380	CRJ	50	2020	2142	1..45.7
WN	WN	RNO	SAN	465	73W	143	2030	22007
WN	WN	RNO	LAS	4618	73W	143	2055	22107

Reno-Tahoe International Airport

Hourly schedule arrivals, departures, and related seats

Sample: 15th - 21st November 2021

Concourse	Monday					Tuesday					Wednesday					Thursday					Friday					Saturday					Sunday									
	Seats	Arr	Time	Dep	Seats	Seats	Arr	Time	Dep	Seats	Seats	Arr	Time	Dep	Seats	Seats	Arr	Time	Dep	Seats	Seats	Arr	Time	Dep	Seats	Seats	Arr	Time	Dep	Seats	Seats	Arr	Time	Dep	Seats					
B	0	0	0000	0	0	0	0	0000	0	0	0	0	0000	0	0	0	0	0000	0	0	0	0	0000	0	0	0	0	0000	0	0	0	0	0000	0	0	0	0	0000	0	0
	0	0	0100	0	0	0	0	0100	0	0	0	0	0100	0	0	0	0	0100	0	0	0	0	0100	0	0	0	0	0100	0	0	0	0	0100	0	0	0	0	0100	0	0
	0	0	0200	0	0	0	0	0200	0	0	0	0	0200	0	0	0	0	0200	0	0	0	0	0200	0	0	0	0	0200	0	0	0	0	0200	0	0	0	0	0200	0	0
	0	0	0300	0	0	0	0	0300	0	0	0	0	0300	0	0	0	0	0300	0	0	0	0	0300	0	0	0	0	0300	0	0	0	0	0300	0	0	0	0	0300	0	0
	0	0	0400	0	0	0	0	0400	0	0	0	0	0400	0	0	0	0	0400	0	0	0	0	0400	0	0	0	0	0400	0	0	0	0	0400	0	0	0	0	0400	0	0
	0	0	0500	1	175	0	0	0500	1	175	0	0	0500	1	175	0	0	0500	1	175	0	0	0500	1	175	0	0	0500	0	0	0	0	0500	0	0	0	0	0500	0	0
	0	0	0600	4	653	0	0	0600	2	335	0	0	0600	2	335	0	0	0600	4	653	0	0	0600	4	653	0	0	0600	4	653	0	0	0600	4	653	0	0	0600	5	828
	0	0	0700	2	213	0	0	0700	3	388	0	0	0700	3	388	186	1	0700	2	213	0	0	0700	2	213	180	1	0700	3	388	0	0	0700	2	213	143	1	0800	1	143
	143	1	0800	1	143	0	0	0800	1	143	0	0	0800	1	143	143	1	0800	2	329	143	1	0800	1	143	0	0	0800	2	323	143	1	0800	2	323	143	1	0800	1	143
	175	1	0900	3	368	0	0	0900	1	50	0	0	0900	1	50	175	1	0900	3	368	175	1	0900	3	368	0	0	0900	0	0	0	0	0900	0	0	318	2	0900	2	193
	143	1	1000	1	50	286	2	1000	3	336	286	2	1000	3	336	143	1	1000	1	50	143	1	1000	1	50	461	3	1000	1	143	175	1	1000	3	368					
	531	4	1100	3	356	70	1	1100	2	213	70	1	1100	2	213	531	4	1100	3	356	531	4	1100	3	356	213	2	1100	4	531	245	2	1100	2	245					
	160	1	1200	2	318	353	3	1200	1	143	303	2	1200	1	143	210	2	1200	2	318	160	1	1200	2	318	160	1	1200	0	0	210	2	1200	1	175					
	225	2	1300	1	160	543	4	1300	2	210	543	4	1300	1	160	225	2	1300	2	210	225	2	1300	1	160	143	1	1300	1	160	225	2	1300	2	210					
	50	1	1400	2	225	350	2	1400	3	400	400	3	1400	3	400	0	0	1400	2	225	50	1	1400	2	225	0	0	1400	1	143	429	3	1400	2	225					
	431	3	1500	1	50	70	1	1500	3	493	70	1	1500	4	543	245	2	1500	0	0	245	2	1500	1	50	245	2	1500	0	0	70	1	1500	3	429					
	213	2	1600	3	431	245	2	1600	1	70	245	2	1600	1	70	213	2	1600	2	245	213	2	1600	2	245	70	1	1600	2	245	213	2	1600	1	70					
	498	4	1700	4	518	50	1	1700	2	245	50	1	1700	2	245	498	4	1700	4	518	684	5	1700	5	704	305	2	1700	2	232	212	2	1700	3	375					
	263	3	1800	1	143	263	3	1800	1	143	263	3	1800	1	143	263	3	1800	1	143	263	3	1800	1	143	286	2	1800	2	286	263	3	1800	0	0					
	0	0	1900	2	213	175	1	1900	1	70	175	1	1900	1	70	0	0	1900	2	213	0	0	1900	2	213	143	1	1900	1	143	0	0	1900	2	213					
	350	2	2000	0	0	143	1	2000	0	0	143	1	2000	0	0	350	2	2000	0	0	350	2	2000	0	0	143	1	2000	1	143	286	2	2000	2	286					
143	1	2100	0	0	318	2	2100	0	0	318	2	2100	0	0	143	1	2100	0	0	143	1	2100	0	0	350	2	2100	0	0	318	2	2100	0	0						
213	2	2200	0	0	213	2	2200	0	0	213	2	2200	0	0	213	2	2200	0	0	213	2	2200	0	0	213	2	2200	0	0	563	4	2200	0	0						
478	3	2300	0	0	335	2	2300	0	0	335	2	2300	0	0	478	3	2300	0	0	640	4	2300	1	162	640	4	2300	1	162	465	3	2300	1	162						
4,016	31		31	4,016	3,414	27		27	3,414	3,414	27		27	3,414	4,016	31		31	4,016	4,178	32		32	4,178	3,552	25		25	3,552	4,135	32		32	4,135						
C	Monday					Tuesday					Wednesday					Thursday					Friday					Saturday					Sunday									
	Seats	Arr	Time	Dep	Seats	Seats	Arr	Time	Dep	Seats	Seats	Arr	Time	Dep	Seats	Seats	Arr	Time	Dep	Seats	Seats	Arr	Time	Dep	Seats	Seats	Arr	Time	Dep	Seats	Seats	Arr	Time	Dep	Seats					
	0	0	0000	0	0	0	0	0000	0	0	0	0	0000	0	0	0	0	0000	0	0	0	0	0000	0	0	0	0	0000	0	0	0	0	0000	0	0	0	0	0000	0	0
	0	0	0100	0	0	0	0	0100	0	0	0	0	0100	0	0	0	0	0100	0	0	0	0	0100	0	0	0	0	0100	0	0	0	0	0100	0	0	0	0	0100	0	0
	0	0	0200	0	0	0	0	0200	0	0	0	0	0200	0	0	0	0	0200	0	0	0	0	0200	0	0	0	0	0200	0	0	0	0	0200	0	0	0	0	0200	0	0
	0	0	0300	0	0	0	0	0300	0	0	0	0	0300	0	0	0	0	0300	0	0	0	0	0300	0	0	0	0	0300	0	0	0	0	0300	0	0	0	0	0300	0	0
	0	0	0400	0	0	0	0	0400	0	0	0	0	0400	0	0	0	0	0400	0	0	0	0	0400	0	0	0	0	0400	0	0	0	0	0400	0	0	0	0	0400	0	0
	0	0	0500	1	179	0	0	0500	1	166	0	0	0500	1	166	0	0	0500	1	166	0	0	0500	1	166	0	0	0500	1	166	0	0	0500	1	166					
	0	0	0600	5	702	0	0	0600	4	626	0	0	0600	4	626	0	0	0600	5	702	0	0	0600	4	564	0	0	0600	4	524	0	0	0600	4	524					
	156	1	0700	1	65	0	0	0700	1	65	0	0	0700	1	65	0	0	0700	1	65	0	0	0700	2	141	0	0	0700	2	141	0	0	0700	2	141					
	76	1	0800	2	232	76	1	0800	1	76	76	1	0800	1	76	232	2	0800	1	76	232	2	0800	0	0	76	1	0800	0	0	76	1	0800	0	0					
	176	3	0900	4	328	176	3	0900	4	328	176	3	0900	4	328	176	3	0900	5	484	252	4	0900	5	484	252	4	0900	4	328	252	4	0900	4	328					
	76	1	1000	2	126	0	0	1000	1	50	0	0	1000	1	50	76	1	1000	2	126	0	0	1000	2	126	0	0	1000	2	126	0	0	1000	2	126					
	426	4	1100	1	65	302	3	1100	1	65	302	3	1100	1	65	426	4	1100	1	65	378	4	1100	2	141	389	4	1100	2	141	378	4	1100	2	141					
	126	1	1200	3	361	126	1	1200	2	237	126	1	1200	2	237	126	1	1200	3	361	126	1	1200	2	237	202	2	1200	2	248	202	2	1200	2	237					
	352	2	1300	1	126	178	1	1300	1	126	352	2	1300	1	126	352	2	1300	1	126	352	2	1300	1	126	178	1	1300	2	202	178	1	1300	2	202					
	272	3	1400	3	524	272	3	1400	2	350	272	3	1400	3	524	272	3	1400	3	524	272	3	1400	3	524	272	3	1400	2	350	272	3	1400	2	350					
	0	0	1500	2	100	0	0	1500	2	100	0	0	1500	2	100	0	0	1500	2	100	0	0	1500	2	100	0	0	1500	2	100	0	0	1500	2	100					
	76	1	1600	1	76	232	2	1600	2	232	76																													

Reno-Tahoe International Airport

Hourly schedule arrivals, departures, and related seats

Sample: 15th - 21st November 2021

Airport Totals	Monday					Tuesday					Wednesday					Thursday					Friday					Saturday					Sunday										
	Seats	Arr	Time	Dep	Seats	Seats	Arr	Time	Dep	Seats	Seats	Arr	Time	Dep	Seats	Seats	Arr	Time	Dep	Seats	Seats	Arr	Time	Dep	Seats	Seats	Arr	Time	Dep	Seats	Seats	Arr	Time	Dep	Seats						
	0	0	0000	0	0	0	0	0	0000	0	0	0	0	0	0000	0	0	0	0	0	0000	0	0	0	0	0	0000	0	0	0	0	0	0000	0	0	0	0	0	0000	0	0
0	0	0100	0	0	0	0	0	0100	0	0	0	0	0	0100	0	0	0	0	0	0100	0	0	0	0	0	0100	0	0	0	0	0	0100	0	0	0	0	0	0100	0	0	0
0	0	0200	0	0	0	0	0	0200	0	0	0	0	0	0200	0	0	0	0	0	0200	0	0	0	0	0	0200	0	0	0	0	0	0200	0	0	0	0	0	0200	0	0	0
0	0	0300	0	0	0	0	0	0300	0	0	0	0	0	0300	0	0	0	0	0	0300	0	0	0	0	0	0300	0	0	0	0	0	0300	0	0	0	0	0	0300	0	0	0
0	0	0400	0	0	0	0	0	0400	0	0	0	0	0	0400	0	0	0	0	0	0400	0	0	0	0	0	0400	0	0	0	0	0	0400	0	0	0	0	0	0400	0	0	0
0	0	0500	2	354	0	0	0	0500	2	341	0	0	0	0500	2	341	0	0	0	0500	2	341	0	0	0	0500	2	341	0	0	0	0500	1	166	0	0	0	0500	1	50	0
0	0	0600	9	1,355	0	0	0	0600	6	961	0	0	0	0600	6	961	0	0	0	0600	8	1,217	0	0	0	0600	8	1,177	0	0	0	0600	9	1,352	0						
156	1	0700	3	278	0	0	0	0700	4	453	0	0	0	0700	4	453	186	1	0700	3	278	0	0	0	0700	4	354	180	1	0700	5	529	0	0	0	0700	4	354	0		
219	2	0800	3	375	76	1	0800	2	219	76	1	0800	2	219	375	3	0800	3	405	375	3	0800	1	143	76	1	0800	2	323	219	2	0800	1	143	219	2	0800	1	143	219	
351	4	0900	7	696	176	3	0900	5	378	176	3	0900	5	378	351	4	0900	8	852	427	5	0900	8	852	252	4	0900	4	328	570	6	0900	6	521	351						
219	2	1000	3	176	286	2	1000	4	386	286	2	1000	4	386	219	2	1000	3	176	143	1	1000	3	176	461	3	1000	3	269	175	1	1000	5	494	219						
957	8	1100	4	421	372	4	1100	3	278	372	4	1100	3	278	957	8	1100	4	421	909	8	1100	5	497	602	6	1100	6	672	623	6	1100	4	386	957						
286	2	1200	5	679	479	4	1200	3	380	429	3	1200	3	380	336	3	1200	5	679	286	2	1200	4	555	362	3	1200	2	248	412	4	1200	3	412	286						
577	4	1300	2	286	721	5	1300	3	336	895	6	1300	2	286	577	4	1300	3	336	577	4	1300	2	286	321	2	1300	3	362	403	3	1300	4	412	577						
322	4	1400	5	749	622	5	1400	5	750	672	6	1400	6	924	272	3	1400	5	749	322	4	1400	5	749	272	3	1400	3	493	701	6	1400	4	575	322						
431	3	1500	3	150	70	1	1500	5	593	70	1	1500	6	643	245	2	1500	2	100	245	2	1500	3	150	245	2	1500	2	100	70	1	1500	5	529	431						
289	3	1600	4	507	477	4	1600	3	302	321	3	1600	2	146	289	3	1600	3	321	213	2	1600	2	245	70	1	1600	2	245	213	2	1600	1	70	289						
740	6	1700	4	518	292	3	1700	2	245	292	3	1700	2	245	729	6	1700	4	518	915	7	1700	5	704	496	5	1700	3	308	456	4	1700	3	375	740						
478	5	1800	3	284	478	5	1800	3	284	634	6	1800	3	284	413	4	1800	2	208	413	4	1800	2	208	622	4	1800	3	351	569	5	1800	1	65	478						
126	2	1900	3	363	251	2	1900	2	220	251	2	1900	3	376	126	2	1900	3	363	50	1	1900	3	363	143	1	1900	3	479	50	1	1900	4	519	126						
648	4	2000	2	126	441	3	2000	1	76	441	3	2000	1	76	648	4	2000	2	126	648	4	2000	1	50	269	2	2000	1	143	412	3	2000	3	336	648						
321	2	2100	0	0	496	3	2100	0	0	496	3	2100	0	0	143	1	2100	0	0	143	1	2100	0	0	350	2	2100	0	0	318	2	2100	0	0	321						
363	3	2200	0	0	363	3	2200	0	0	439	4	2200	0	0	439	4	2200	0	0	439	4	2200	0	0	611	5	2200	0	0	961	7	2200	0	0	363						
745	6	2300	0	0	602	5	2300	0	0	602	5	2300	0	0	785	6	2300	0	0	907	7	2300	1	162	907	7	2300	1	162	732	6	2300	1	162	745						
7,228	61		62	7,317	6,202	53		53	6,202	6,452	55		54	6,376	7,090	60		61	7,228	7,012	59		59	7,052	6,239	52		52	6,355	6,884	59		59	6,755							